





Art



Pathfinders


COME FLY WITH ME! ARCTIC CIRCLE	ZERO TO HERO	HAPPILY EVER AFTER	INTER-NATION MEDIA STATION
<p style="text-align: center;">3D FORM / COLLAGE</p> <ul style="list-style-type: none"> To use a range of materials creatively to design and make products To use drawing, painting and sculpture to develop and share their ideas, experiences and imagination To know that Inukshuks are 3D stone figures To understand that Inukshuks were traditionally used by the Inuits as directional markers To know that Inukshuks have been transformed into a symbol of hope and friendship, used by people all over the world 	<p style="text-align: center;">PAINTING</p> <ul style="list-style-type: none"> To know about the work of a range of artists, craft makers and designers, describing the differences and similarities between different practices and disciplines, and making links to their own work To know that Christy Brown was a famous artist who could only use his left foot to draw and paint with To understand some of the challenges that Christy Brown must have faced 	<p style="text-align: center;">3D FORM</p> <ul style="list-style-type: none"> To use drawing, painting and sculpture to develop and share their ideas, experiences and imagination To use a range of materials creatively to design and make products To know the importance of including specific features in a model or artefact linked to a fairy tale character 	<p style="text-align: center;">DRAWING / PAINTING</p> <ul style="list-style-type: none"> To develop a wide range of art and design techniques in using colour, pattern, texture, line, shape, form and space To recognise and understand the difference between colour and black and white images To know that splashes of colour on a monochrome background are called 'colour pops'

National Curriculum Objectives = ■





Art



Pathfinders

LAND AHOY!	UNITY IN THE COMMUNITY	GOING WILD!	LIGHT UP THE WORLD
<p style="text-align: center;">DRAWING / PAINTING</p> <ul style="list-style-type: none"> To know about the work of a range of artists, craft makers and designers, describing the differences and similarities between different practices and disciplines, and making links to their own work To use drawing, painting and sculpture to develop and share their ideas, experiences and imagination To learn about various techniques used for creating an image / canvas using different media To learn about the Russian artist, Ivan Aivazovsky, one of the great masters of marine art 	<p style="text-align: center;">3D FORM</p> <ul style="list-style-type: none"> To use a range of materials creatively to design and make products To know about the work of a range of artists, craft makers and designers, describing the differences and similarities between different practices and disciplines, and making links to their own work To know about the influence that Cesar Manrique had on the Lanzarote island community To know that Cesar Manrique's wind toys are moving sculptures 	<p style="text-align: center;">PRINTING</p> <ul style="list-style-type: none"> To develop a wide range of art and design techniques in using colour, pattern, texture, line, shape, form and space To identify different animal prints To learn some simple printing techniques 	<p style="text-align: center;">DRAWING</p> <ul style="list-style-type: none"> To develop a wide range of art and design techniques in using colour, pattern, texture, line, shape, form and space To learn about colour sequences and be able to order colours, from lightest to the darkest To understand that, depending on how much pressure is applied, different media e.g. coloured pencils, can produce different tones and shades

National Curriculum Objectives = ■